

# DRAWING DAYS



EXPLORING PUTTING  
PENCIL TO PAPER



THE AKRON  
ART MUSEUM



**START WITH A MARK, ANY MARK.**

**THEN MAKE MORE.**


**FILL THE PAGE.**

**PUSH DOWN HARD.**

**DRAW SOFTLY.**

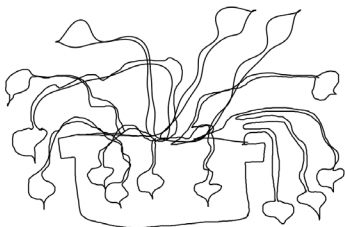
**FIND WHAT FEELS BEST TO YOU.**

**WE STARTED BUT YOU NEED TO FINISH  
FILLING BOTH PAGES.**






**TRY DRAWING SOMETHING USE A SINGLE LINE.**



**TRY DRAWING SOMETHING USING ONLY DOTS.**


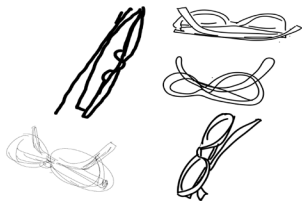


***DRAWING REALISTICALLY TAKES PRACTICE.***

**LOOK FOR THINGS AROUND YOU.**

**DRAW THEM OVER AND OVER.**


**USE DIFFERENT TYPES OF WRITING TOOLS.**



***CHANGE YOUR PERSPECTIVE.***

**DRAW AT AN OBJECT FROM DIFFERENT ANGLES.**

**LOOK AT YOUR DRAWINGS WITH GRACE.**



***TRY ADDING COLOR.***

**DRAW A COFFEE CUP IN BLUE.**

**DRAW THE SAME OBJECT IN ANOTHER COLOR.**



Drawing Day is made possible with support from PNC, the Robert O. & Annamae Orr Family Foundation, and the Charles E. and Mabel M. Ritchie Foundation.